

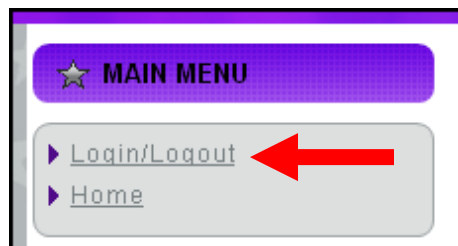


SuccessMaker Enterprise Parent Website Directions for Parents to Setup a Login

1. Access the Gwinnett County SuccessMaker Parent Website

<http://www.pearsoncommunity.com/gwinnett/>

2. On the left hand side of the screen, choose Login/Logout



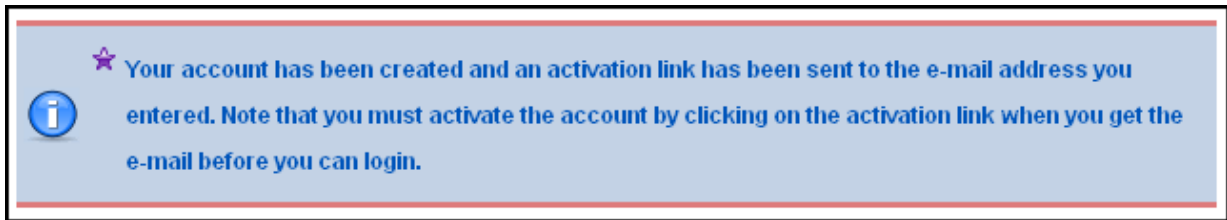
3. Choose "Register" on the next screen

A screenshot of a login and registration form. It contains the following elements from top to bottom: a "Username" label and an empty text input field; a "Password" label and an empty text input field; a "Remember Me" label followed by an unchecked checkbox; a grey "Login" button; a blue link "Forgot your Password?" with a star icon; a blue link "Forgot your Username?" with a star icon; and a blue link "Register" with a star icon. A red arrow points to the "Register" link.

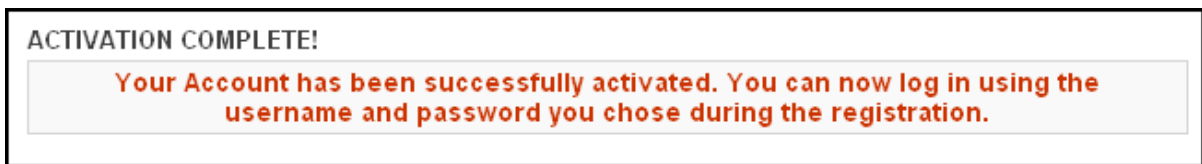
4. Enter your name (first and last), determine a username, valid email address, username, password, confirm password, and click "Register"

A screenshot showing a grey "Register" button. Above the button is the text "Fields marked with an asterisk (*) are required." A red arrow points to the "Register" button.

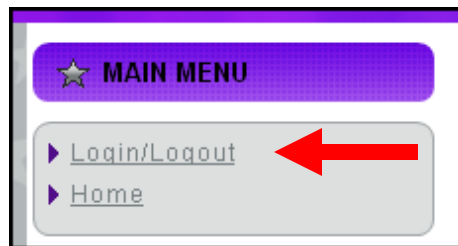
5. Activate your account through your email address



6. Click the link in your email to activate your account and you will be directed to the website and will see this message:



7. Click on Login/Logout again on the screen



8. Login to the site using your username and password that you created- all online resources will now be available

